



Women's Skippers Race

Queen City Yacht Club,

Saturday, August 6, 2016

SAILING INSTRUCTIONS

With Amendment 1/2016-08-05

	Date	Item	Change
1	2016-08-05	9 & 15	Changed length split to <ul style="list-style-type: none"> • Start 1 - 33 feet and over • Start 2 - under 33 feet

1 ORGANIZING AUTHORITY

The Queen City Yacht Club is the organizing authority.

2 RULES

The regatta will be governed by the rules as defined in the Racing Rules of Sailing.


3 ENTRIES

Competitors may enter by delivering a completed entry form before 1200 Saturday, August 6, 2016. Racing will be "white sails" only, i.e., No Flying Sails (AKA No spinnakers). Dinghies, whose class rules have Flying Sails, may use Flying Sails. Competitors without a valid PHRF-LO NFS rating will be assigned one by the organizing committee.

4 NOTICES TO COMPETITORS

Notices to competitors will be posted on the official notice board located in the QCYC Clubhouse lobby.

5 SIGNALS MADE ASHORE

Signals made ashore will be displayed from the flagpole located on the bow of the Rapids Queen. If a postponement is signalled ashore, the warning signal will be made not less than 60 minutes after AP () is lowered.

6 COMMUNICATIONS

The Race Committee will be monitoring VHF channel 69.

7 SCHEDULE



A competitors' meeting will be held at the QCYC Clubhouse at 1200 on Saturday, August 6, 2016. The warning signal for first class race will be 1300

8 STARTS

Starts will be according to RRS 26 with at least five (5) minutes between a start and the next warning signal. If any part of a boat's hull, crew or equipment is on the course side of the starting line during the one minute before her starting signal, the race committee may display flag V. It will be displayed until all boats have sailed completely to the pre-start side, but not after the starting signal.

9 CLASS FLAGS

Classes will start in the following order

Start	Class	Class Flag	Flag
1	All sailboats 33 feet and over in Length Overall (LOA)	Numerical Pennant "1"	
At least a five (5) minutes between start and next warning			
2	All sailboats under 33 feet in Length Overall (LOA)	Numerical Pennant "2"	

10 RACING AREA

The racing area will be in the Toronto Inner and Outer Harbour with the exit and entrance to the Toronto Inner Harbour shall be via the Eastern Gap.

11 COURSE and MARKS

The number on the side of the race committee vessel will indicate one of the following courses:

Course	Number Displayed	Mark(s)
Course 1	1	<ol style="list-style-type: none"> Start Harbour Mark - left to starboard (An orange inflatable mark in the NE corner of the Toronto Inner Harbour) T1 Buoy – left to port (43 36 38.5 N 79 21 00.8 W) Lights List #509 [Green, marked "T1".] Harbour Mark - left to port (An orange inflatable mark in the NE corner of the Toronto Inner Harbour) Finish
Course 2	2	<ol style="list-style-type: none"> Start Harbour Mark - left to starboard (An orange inflatable mark in the NE corner of the Toronto Inner Harbour) Gibraltar Buoy – left to port (43 36 19.2 N 79 23 30.3 W) Lights List #511 [Red, marked "TE18".] Harbour Mark - left to port (An orange inflatable mark in the NE corner of the Toronto Inner Harbour) Finish
Course 3	3	<ol style="list-style-type: none"> Start Harbour Mark - left to starboard (An orange inflatable mark in the NE corner of the Toronto Inner Harbour) West Entrance Buoy – left to port - {Dufferin} (43 37 14.2 N 79 25 13.3 W) Lights List #513 [Red and white vertical stripes, marked "T".] Harbour Mark - left to port (An orange inflatable mark in the NE corner of the Toronto Inner Harbour) Finish
Course 4	4	<ol style="list-style-type: none"> Start Harbour Mark - left to starboard (An orange inflatable mark in the NE corner of the Toronto Inner Harbour) Gibraltar Buoy – left to port (43 36 19.2 N 79 23 30.3 W) Lights List #511 [Red, marked "TE18".] T1 Buoy – left to port (43 36 38.5 N 79 21 00.8 W) Lights List #509 [Green, marked "T1".] Gibraltar Buoy – left to port (43 36 19.2 N 79 23 30.3 W) Lights List #511 [Red,

		marked "TE18".] 6. Harbour Mark - left to port (An orange inflatable mark in the NE corner of the Toronto Inner Harbour) 7. Finish
--	--	--

12 STARTING AND FINISHING LINES

The start is between a yellow inflatable mark and the orange flag on a pole on the race committee vessel.

The finish will be between an orange tetrahedron and a pole carrying an orange flag on shore in front of the north end of the QCYC Clubhouse. There may be a yellow inflatable distance mark just north of the QCYC seawall. Boats shall not sail between this distance mark and the seawall.

13 TIME LIMIT

Boats not starting within 10 minutes of their starting signal will be scored DNS. Boats not finished by 1645 will be scored DNF. This changes RRS 35.

14 PROTESTS

Protests shall be delivered to the QCYC Office within 60 minutes after the last boat finishes. The protest time limit and a list of protests received will be posted on the notice board. Hearings will be held at 1900 EDT, Tuesday, August 9, 2016 at QCYC.

15 Prizes

Flags for first, second and third will be awarded for each of the following classes:

- Dinghy
- Keels boats, under PHRF split into those 33 feet & over, and those under 33. If there sufficient numbers, these two groups may be sub-divided for additional sets of flags.

The *Marlyn MacDonald Trophy* will be awarded to the best QCYC yacht for best corrected time in PHRF

The *QCYC Class a 1913 Trophy* will be awarded to the best yacht for best corrected time in PHRF.

The awards will be presented approximately at 1800

The trophies will be presented at the QCYC Awards Banquet.

Queen City Yacht Club, Saturday, August 6, 2016

COMPETITOR INFORMATION

STARTING SEQUENCE

START 1

START Time	Time	U/D	Signal	Sound	Class Flag	Prep "P"
0000	(-) 0500	UP	Warning	Horn	1	☐
0100	(-) 0400	Up	Prep	Horn		☐
0400	(-) 0100	Down	Prep	Long Horn		☐
0500	(-) 0000	Down	Warning	Horn	1	☐

At least a five (5) minute break until

START 2

Time	Time	U/D	Signal	Sound	Class Flag	Prep "P"
0000	(-) 0500	Up	Warning	Horn	2	☐
0100	(-) 0400	Up	Prep	Horn		☐
0400	(-) 0100	Down	Prep	Long Horn		☐
0500	(-) 0000	Down	Warning	Horn	2	☐

Start and Finish

