

APRIL  
1978  
UFO'S

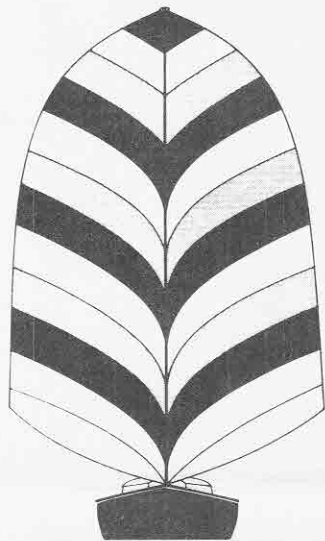

OUT TO  
LAUNCH



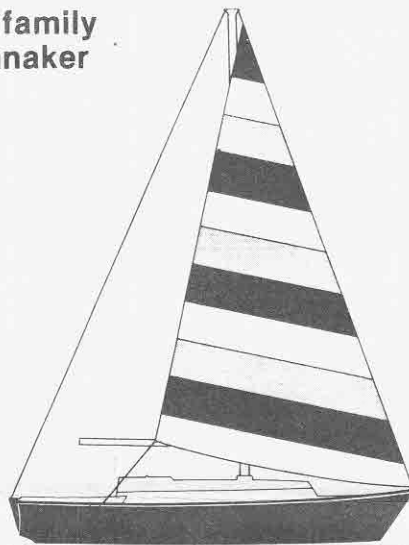
The Queen City Yacht Club

  
Clipper

# LIGHT AIR AND DOWNWIND



**The family spinnaker**



Made from .75 or 1.5 oz. nylon (in numerous colour combinations), the Family Spinnaker consists of two sails resembling #1 genoas, joined together along the luff. Downwind it opens up wing-and-wing, and requires no poles or special sheets to fly.

On a reach or upwind in light air, the Family Spinnaker becomes a reacher and a light air genoa.

The addition of the Family Spinnaker to your cruising inventory provides downwind and light air performance that is not only convenient for leisurely sailing, but improves the comfort and speed of your voyages.

#### **Technical data**

Cloth Weight: .75oz. to 1.5oz. Nylon  
Effective wind range:

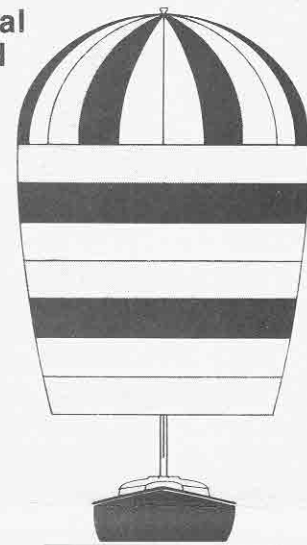
Running 0 - 30 kts.  
Reaching 0 - 18\*  
Beating 0 - 6\*

\* When used as reacher

#### **Production details**

- Crosscut design
- Can be customized for hanks or luff tape systems
- Easily rigged and changed
- Heavily reinforced luff
- More broadseaming for greater power

**Radial head**



Many cruising boat owners enjoy matching their sailing skills in the occasional club race, and therefore are already rigged for flying a conventional spinnaker. For those sailors looking for a single spinnaker to serve both a cruising and light racing role, Fogh Sails recommend the versatile radial head design.

The radial head spinnaker is not only economical in cost, but the design maximizes cloth strength and durability, resulting in a spinnaker that is easy to fly, perform exceptionally well seaching or running, and remains firm and undistorted for many seasons.

#### **Technical data**

Cloth: .75 or 1.5 oz. nylon  
Effective wind range: 0 -20 kts.  
(lower if above 30')

#### **Production details**

- Specially designed reinforcing patches for stiffness and strength

---

## SIGNALS FROM THE EDITOR

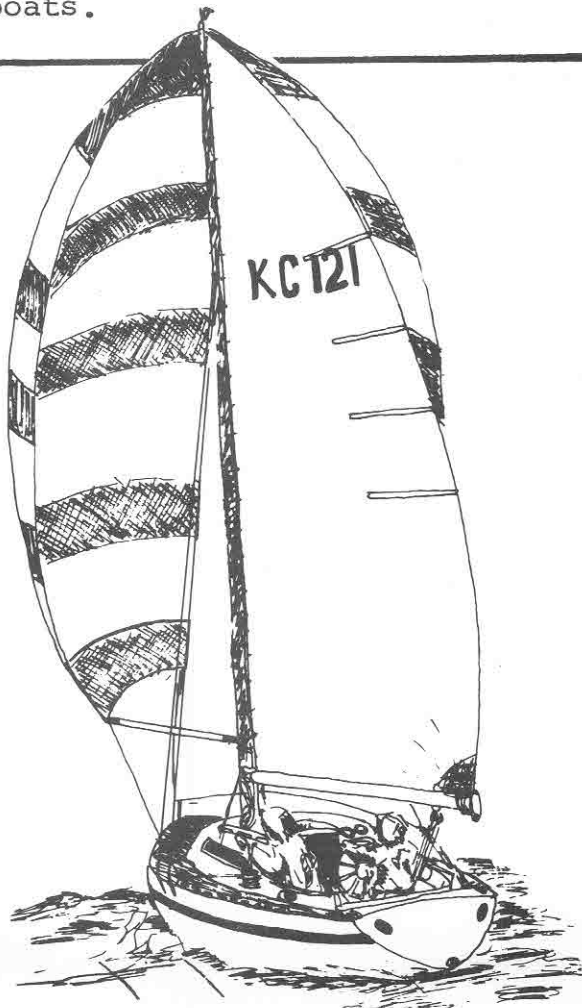
---

This issue of The Clipper has photos, something that's been missing so far this year. Our thanks to Jim Tilker who made it possible again.

If you have photos that you think might be of interest, drop them off in the club office in an envelope -Attention: THE CLIPPER. Put your name on the envelope so that they can be returned. Please don't write on the back of the prints as it shows through. Also in this issue we start a new series of horoscopes. We've wanted to do this for a long time but we waited until we got the right person.

### The Cover:

Jim Tilker's picture of Bob Norton at the controls of the winch, signals the annual launching of Queen City Yacht Club boats.



**Perform a  
death-defying  
act.**



**Have regular  
medical check-ups.**



### OFFICERS

#### COMMODORE

T. Tomblin....864-9064

#### VICE COMMODORE

L. Canham.....961-2332

#### REAR COMMODORE

M. Loughborough  
231-4111 Ext. 6684

#### FLEET CAPTAIN

D. Heins.....592-3846

#### SECRETARY

W.M. Ferda....751-8300  
EXT. 275

#### TREASURER

D.C. Toms.....366-6231

### COMMITTEE CHAIRMEN

#### HOUSE

B. Hardy.....491-3586

#### MEMBERSHIP

B. Barraclough.487-3333

#### MOORING

J. Tilker.....961-5111

#### YARD

R. Fisher.....781-6166

#### PLANNING

H.J. Altman.1-632-9740

#### PUBLICITY

G. Chandler...961-7529

#### ENTERTAINMENT

G. Speight....598-2598

#### JUNIOR CLUB

D.J. Miller...675-5777  
EXT 165

